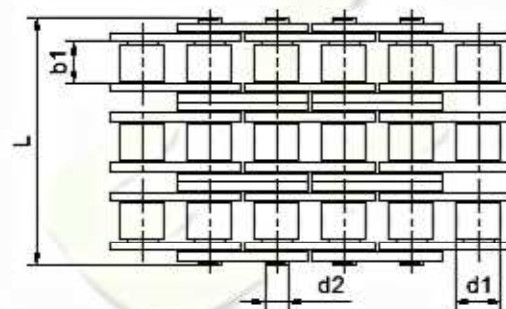
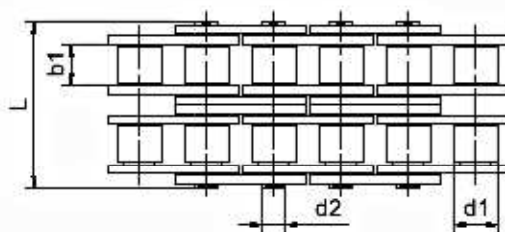
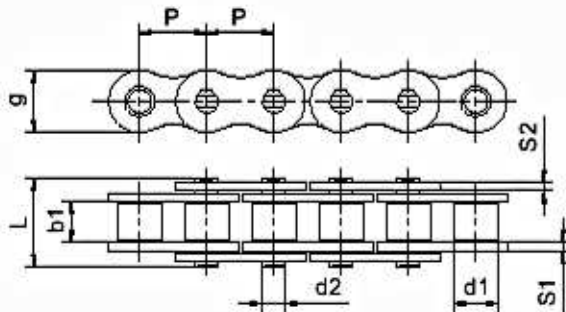


ŁAŃCUCHY NAPĘDOWE ROLKOWE Typ A

Roller chains

PN-77/M-84168 DIN 8188-ISOR606A



ANSI	DIN ISO	P mm	b1 mm max	d2 mm max	d1 mm max	L mm			g mm	S1 mm	S2 mm	FB kN		
						R1	R2	R3				R1	R2	R3
25	04C	6,350	3,18	2,31	3,30	7,90	14,50	21,00	6,00	0,80	0,80	3,50	7,00	10,50
35	06C	9,525	4,77	3,58	5,08	12,40	22,50	32,70	9,00	1,30	1,30	7,90	15,60	23,40
-	06 2C	9,525	9,52	4,45	6,00	18,50	-	-	9,76	1,90	1,90	13,00	-	-
40	08A	12,700	7,85	3,96	7,95	16,60	31,00	45,40	12,00	1,50	1,50	14,10	27,60	41,40
50	10A	15,875	9,40	5,08	10,16	20,70	38,90	57,00	15,10	2,00	2,00	22,20	43,60	65,40
60	12A	19,050	12,57	5,94	11,91	25,90	48,40	71,50	18,00	2,40	2,40	31,80	62,30	93,40
80	16A	25,400	15,75	7,92	15,88	32,70	62,70	91,70	24,00	3,30	3,30	56,70	111,20	166,80
100	20A	31,750	18,90	9,53	19,05	40,40	76,70	112,20	30,00	4,00	4,00	88,50	173,50	260,20
120	24A	38,100	25,22	11,10	22,23	50,30	95,80	141,40	35,70	4,80	4,80	127,00	249,10	373,70
140	28A	44,450	25,22	12,70	25,40	54,40	103,30	152,20	41,00	5,60	5,60	172,40	338,10	507,10
160	32A	50,800	31,55	14,27	28,58	64,80	123,30	181,80	47,80	6,40	6,40	226,80	444,80	667,20
180	36A	57,150	35,48	17,46	35,71	72,80	138,60	204,40	53,60	7,20	7,20	280,20	560,00	840,00
200	40A	63,500	37,85	19,85	39,68	80,30	151,90	223,50	60,00	8,00	8,00	353,80	693,90	1040,90
240	48A	76,200	47,35	23,81	47,63	95,50	183,40	271,30	72,40	9,50	9,50	510,30	1020,60	1530,90