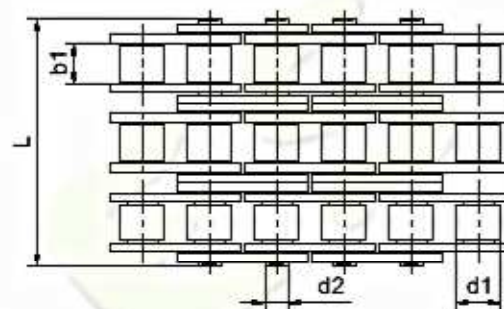
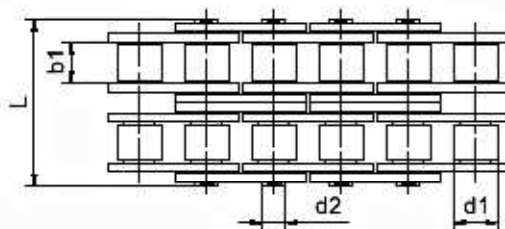
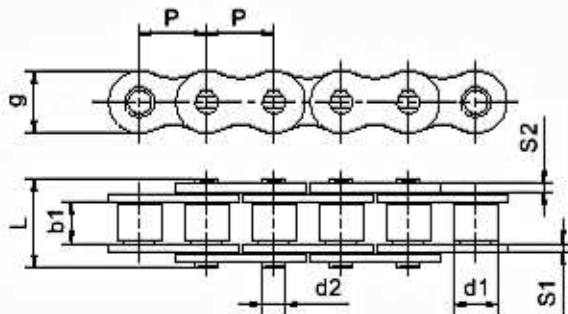


# ŁAŃCUCHY ROLKOWE WZMOCNIONE

Heavy duty series roller chains



ANSI	DIN ISO	P mm	b1 mm max	d2 mm max	d1 mm max	L mm			g mm	S1 mm	S2 mm	FB kN		
						R1	R2	R3				R1	R2	R3
40 H	08AH	12,700	7,85	3,96	7,95	18,80	-	-	12,00	2,00	2,00	14,10	-	-
50 H	10AH	15,875	9,40	5,08	10,16	22,10	-	-	15,10	2,40	2,40	22,20	-	-
60 H	12AH	19,050	12,57	5,94	11,91	29,20	55,30	81,40	18,00	3,20	3,20	31,80	63,60	95,40
80 H	16AH	25,400	15,75	7,92	15,88	36,20	68,80	101,40	24,00	4,00	4,00	56,70	113,40	170,10
100 H	20AH	31,750	18,90	9,53	19,05	43,60	82,70	127,80	30,00	4,80	4,80	88,50	177,00	265,50
120 H	24AH	38,100	25,22	11,10	22,23	53,60	102,40	151,20	35,70	5,60	5,60	127,00	254,00	381,00
140 H	28AH	44,450	25,22	12,70	25,40	57,60	109,80	162,00	41,00	6,40	6,40	172,40	344,80	507,20
160 H	32AH	50,800	31,55	14,27	28,58	68,20	130,10	192,00	47,80	7,20	7,20	226,80	453,00	680,00
180 H	40AH	63,500	37,85	19,85	39,68	86,60	164,90	243,20	60,00	9,50	9,50	353,80	707,00	1061,00
40SH	08ASH	12,700	7,85	3,96	7,95	18,80	-	-	12,00	2,00	2,00	22,40	-	-
50SH	10ASH	15,875	9,40	5,08	10,16	22,10	-	-	15,10	2,40	2,40	30,40	-	-
60SH	12ASH	19,050	15,57	5,94	11,91	29,20	-	-	18,00	3,20	3,20	44,10	-	-
80SH	16ASH	25,400	15,75	7,92	15,88	36,20	-	-	24,00	4,00	4,00	88,20	-	-
100SH	20ASH	31,750	18,90	9,53	19,05	43,60	-	-	30,00	4,80	4,80	116,60	-	-
120SH	24ASH	38,100	25,22	11,10	22,23	53,50	-	-	35,70	5,60	5,60	158,20	-	-
140SH	28ASH	44,450	25,22	12,70	25,40	57,60	-	-	41,00	6,40	6,40	206,00	-	-
160SH	32ASH	50,800	31,55	14,27	28,58	68,20	-	-	47,80	7,20	7,20	274,00	-	-
	08BH	12,700	7,95	4,45	8,51	16,40	-	-	11,80	1,80	1,80	18,20	-	-
	12BH	19,050	11,88	6,10	12,07	25,00	-	-	16,50	2,50	2,50	41,80	-	-
	16BH	25,400	17,02	8,28	15,88	37,50	-	-	21,10	4,00	3,50	72,00	-	-
	16BH	25,400	17,02	8,90	15,88	35,70	-	-	24,00	4,00	3,00	80,00	-	-
	20BH	31,750	19,56	10,19	19,05	46,20	-	-	26,40	5,00	5,00	105,00	-	-
	24BH	38,100	25,40	14,63	25,40	58,60	-	-	36,20	7,50	7,50	225,00	-	-